

Worksheets to print out from [sofatutor.com](https://www.sofatutor.com)

The Number 4



- 1 Highlight the example of the number 4.
- 2 Writing the number 4.
- 3 Fill in the numbers to count to 4.
- 4 Find the 4.
- 5 Highlight the images that show or read 4.
- 6 Identify objects that represent 4.
- + with many hints, answer keys, and solution approaches for all tasks




The complete package, including all tasks, hints, solutions, and solution approaches, is available to all subscribers of [sofatutor.com](https://www.sofatutor.com)

Highlight the example of the number 4.

Highlight the picture that has four scoops.

Skylar and Henry left to go get ice cream! Highlight the ice cream that shows four scoops.

 Correct



Our hints for the tasks



Highlight the example of the number 4.

1. Hint

Remember, look for the ice cream that represents 4.


2. Hint



Touch and count the scoops on each ice cream out loud.

Solutions and solution approaches for the tasks

1
from 6

Highlight the example of the number 4.

 Correct



This ice cream has 4 scoops. It shows 4!