

Worksheets to print out from [sofatutor.com](https://www.sofatutor.com)

The Number 8



- 1 Choose the image that represents eight.
- 2 Spell the number 8.
- 3 Arrange the numbers 0-10 on a number line.
- 4 Assign digits to picture representations.
- 5 How many are there?
- + with many hints, answer keys, and solution approaches for all tasks

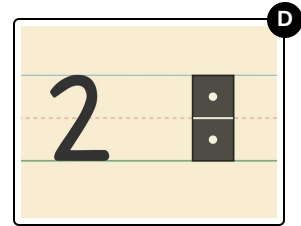
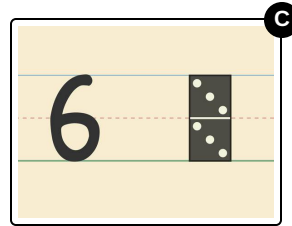
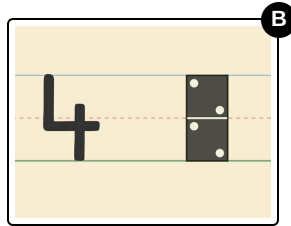
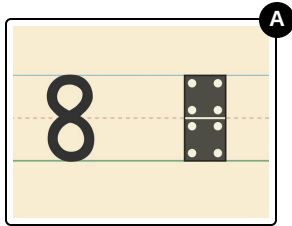


The complete package, including all tasks, hints, solutions, and solution approaches, is available to all subscribers of [sofatutor.com](https://www.sofatutor.com)

Choose the image that represents eight.

Select the picture that shows the number eight.

_____ Can you find the number eight? Which picture shows how to write eight and has eight dots on the domino?



Our hints for the tasks

1
from 5

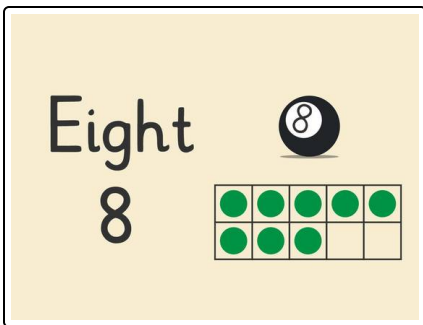
Choose the image that represents eight.

1. Hint



The number eight looks like a snowman, or two circles stacked on top of one another.

2. Hint



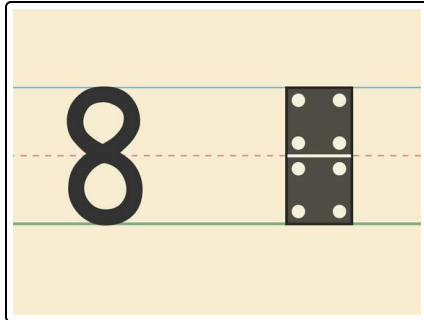
This picture shows how to write the digit 8. There are also 8 green dots in the tens frame. Put your finger on each dot and practice counting.

Solutions and solution approaches for the tasks

1
from 5

Choose the image that represents eight.

Answer key: A



Shown is the number 8.

Practice writing the number 8. Put your finger on the top and trace around like you are writing the letter S. At the bottom, keep tracing up and continue to connect the lines.

If that feels tricky, try tracing one circle from the top line to the middle line, and another circle underneath it from the middle line to the bottom line.