




Worksheets to print out from [sofatutor.com](https://www.sofatutor.com)

Avoiding Accidents



- 1 Which situations are safe and which are dangerous?
 - 2 Where do most accidents happen?
 - 3 Which of these images can you safely eat?
 - 4 Do you recognize these symbols?
- + with many hints, answer keys, and solution approaches for all tasks


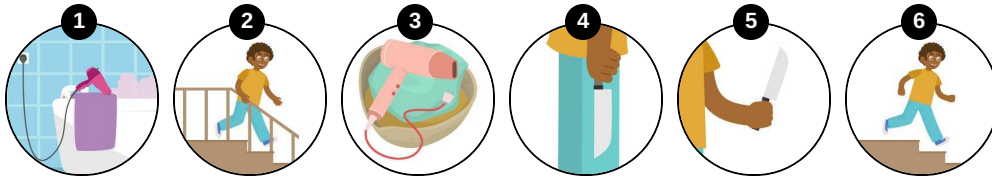


The complete package, **including all tasks, hints, solutions, and solution approaches**, is available to all subscribers of [sofatutor.com](https://www.sofatutor.com)



Which situations are safe and which are dangerous?

Assign the pictures to the correct category.





Our hints for the tasks

1
from 4

Which situations are safe and which are dangerous?

1. Hint

Remember, electric cords and water should **never** touch.

Which image shows a hairdryer that is safely stored?

2. Hint

Never hold a sharp object out in front of you , you could hurt someone!



Solutions and solution approaches for the tasks

1
from 4

Which situations are safe and which are dangerous?

Answer key: A: 2, 3, 4 // B: 1, 5, 6



A cord from a hairdryer should never touch water. It could cause electric shock. It's best to **unplug it and store it away from the bathtub.**

Sharp objects like knives and scissors should always be handled by adults. Carry them with the **sharp point down towards the floor.**

It's much easier to trip and fall when you are running! **It's never safe to run down stairs.**