

Worksheets to print out from [sofatutor.com](https://www.sofatutor.com)

Analog Clock: Face and Hands



- 1 Can you label this analog clock?
- 2 Can you match the times?
- 3 Do you know the features of an analog clock?
- 4 Can you order Zuri's day?
- 5 Can you solve Freddie and Zuri's puzzle?
- + with many hints, answer keys, and solution approaches for all tasks



The complete package, including all tasks, hints, solutions, and solution approaches, is available to all subscribers of [sofatutor.com](https://www.sofatutor.com)

Can you label this analog clock?

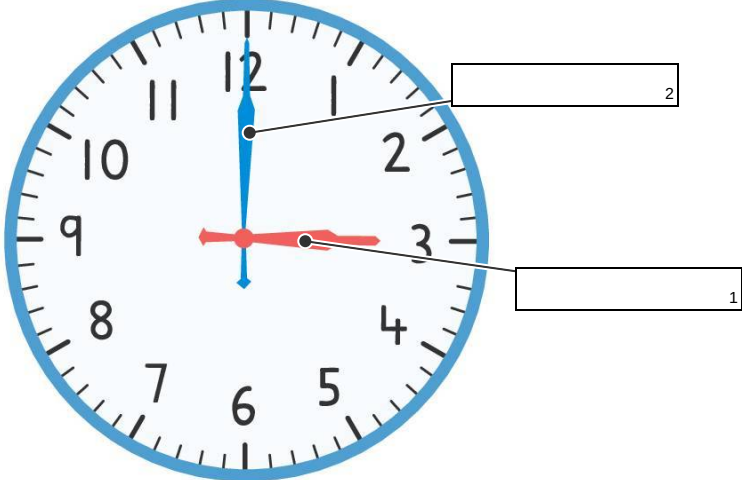
Fill in the gaps with the correct labels.

12 o' clock

3 o' clock

minute hand

hour hand



The time is

The image shows a circular analog clock face with a blue border and numbers 1 through 12. The hour hand is a blue hand pointing to 12, and the minute hand is a red hand pointing to 3. There are three empty rectangular boxes for labeling: box 2 is connected to the blue hand, box 1 is connected to the red hand, and box 3 is connected to the text 'The time is'.

Our hints for the tasks

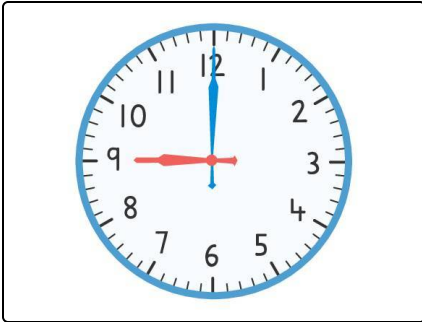
1
from 5

Can you label this analog clock?

1. Hint

Remember, the length of each hand gives us a clue about the job it does.

2. Hint



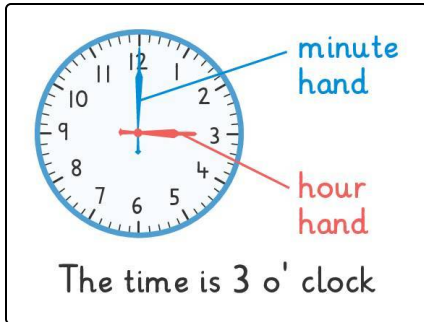
This clock is showing the time 9 o'clock because the long minute hand is at 12 and the short hour hand is at 9.

Solutions and solution approaches for the tasks

1
from 5

Can you label this analog clock?

Answer key: 1: hour hand // 2: minute hand // 3: 3 o' clock



Here is the fully labelled analog clock.

- We can remember that the **long** hand is the **minute** hand because *minute* is a longer word than *hour*.
- We can remember that the **short** hand is the **hour** hand because *hour* is a shorter word than *minute*.
- The numbers move around from 12 in a **clockwise** direction.
- The time displayed on the clock is **3 o' clock**.