



Worksheets to print out from [sofatutor.com](https://www.sofatutor.com)

Drawing a Scaled Bar Graph



- 1 Which honey flavor is the most popular?
- 2 Read and interpret a bar chart.
- 3 How much honey was sold each day?
- 4 How many books did each class read?
- 5 When did sales increase the most?
- 6 Which sport do children prefer?
- + with many hints, answer keys, and solution approaches for all tasks

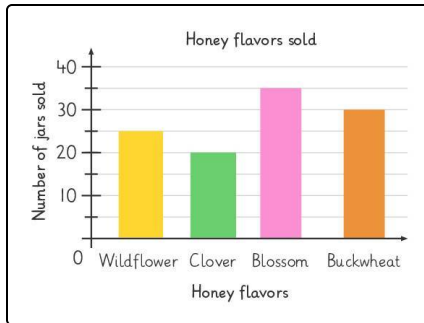


The complete package, including all tasks, hints, solutions, and solution approaches, is available to all subscribers of [sofatutor.com](https://www.sofatutor.com)



Which honey flavor is the most popular?

Order the flavors from the least to the most popular.



Look at the bar graph showing the number of various honey flavors that Nari and Gus are now selling. Order the flavors from the least to the most popular.

Buckwheat **A**

Clover **B**

Blossom **C**

Wildflower **D**

CORRECT ORDER

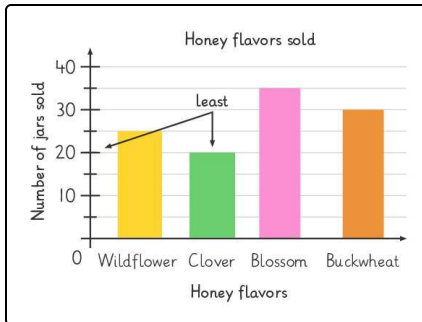


Our hints for the tasks

1
from 6

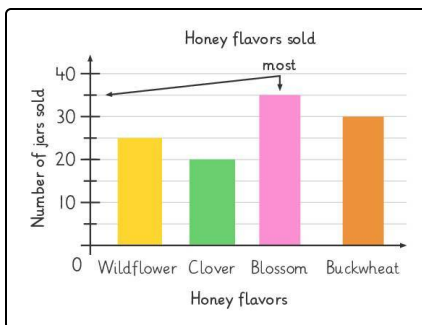
Which honey flavor is the most popular?

1. Hint



Start by finding the flavor that is least popular. This means it has the fewest or lowest sales.

2. Hint



Most popular means that there were the highest sales, so it will be the highest bar on the graph.

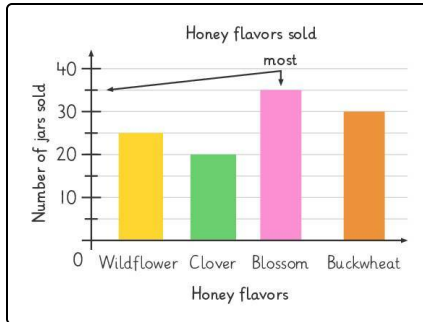


Solutions and solution approaches for the tasks

1
from 6

Which honey flavor is the most popular?

Answer key: B, D, A, C



To order the flavor sales from **least to most popular**, we start with the lowest sales.

Clover 20 jars LOWEST SALES

Wildflower 25 jars

Buckwheat 30 jars

Blossom 35 jars HIGHEST SALES