

Worksheets to print out from [sofatutor.com](https://www.sofatutor.com)

Telling Time to the Minute: Before and After the Hour



- 1 Identify which expression to use.
- 2 Sort the steps to tell time before and after the hour.
- 3 Find the clock that matches the time.
- 4 Match the time to the clock.
- 5 What time is it before or after the hour?
- 6 Which times are wrong?
- + with many hints, answer keys, and solution approaches for all tasks



The complete package, including all tasks, hints, solutions, and solution approaches, is available to all subscribers of [sofatutor.com](https://www.sofatutor.com)

Identify which expression to use.


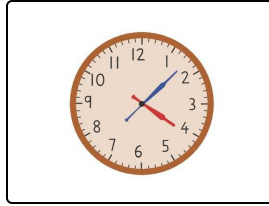
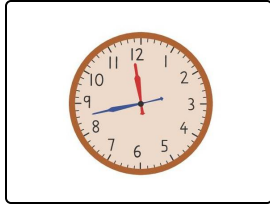
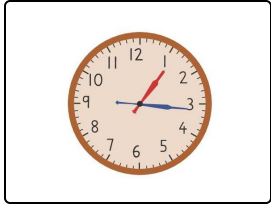
Fill in the blanks under each clock with the correct phrase.

Before the hour

Before the hour

After the hour

After the hour



-----1

-----2

-----3

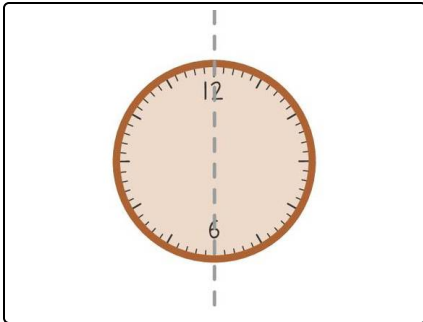
-----4

Our hints for the tasks

1
from 6

Identify which expression to use.

1. Hint



Remember, the clock is divided in half at the **30 minute** mark.

2. Hint

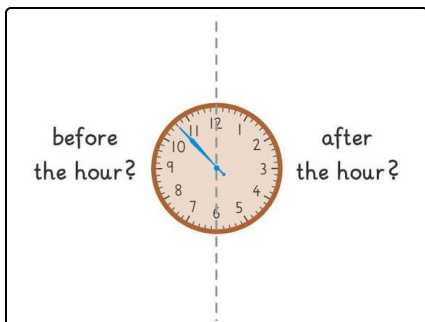
Remember, **after the hour** means that the minute hand is on the right, and **before the hour** means that the minute hand is on the left.

Solutions and solution approaches for the tasks

1
from 6

Identify which expression to use.

Answer key: 1: After the hour // 2: Before the hour // 3: After the hour // 4: Before the hour



The clock is divided in half at the 30 minute mark. **Before the hour** is used when the **minute hand** is on the **left**. **After the hour** is used when the **minute hand** is on the **right**.

- The **first** clock is **after the hour** because the minute hand is on the **right**.
- The **second** clock is **before the hour** because the minute hand is on the **left**.
- The **third** clock is **after the hour** because the minute hand is on the **right**.
- The **last** clock is **before the hour** because the minute hand is on the **left**.