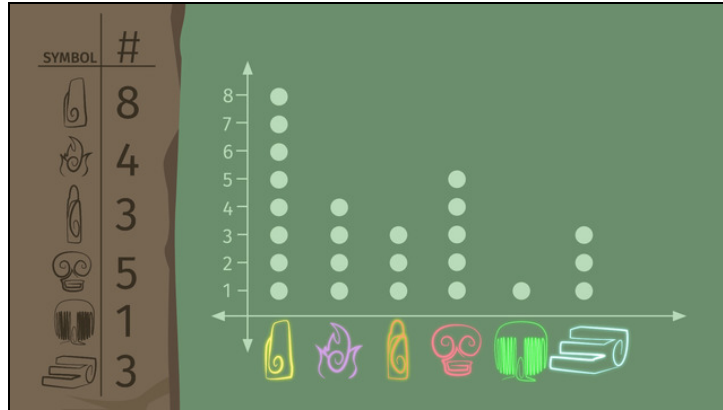




Printable Worksheets from [sofatutor.com](https://www.sofatutor.com)

Dot Plots



- 1 Find the right dot plot presenting the objects Elz can see.
 - 2 Explain how to draw a dot plot.
 - 3 Draw a dot plot.
 - 4 Label the dot plot.
 - 5 Determine how many cars of each color are passing by in one hour.
 - 6 Find the right dot plot for each data set.
- + with lots of tips, answer keys, and detailed answer explanations for all of the problems.



The complete package, including all problems, hints, answers, and detailed answer explanations is available for all [sofatutor.com](https://www.sofatutor.com) subscribers.



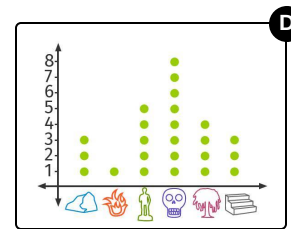
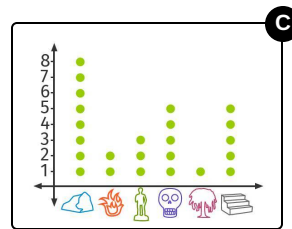
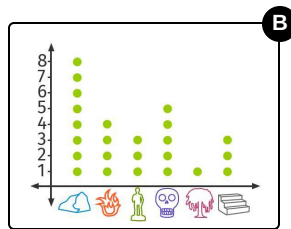
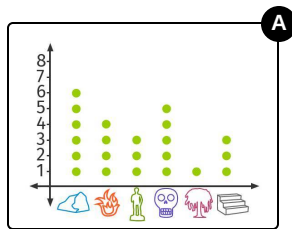
Find the right dot plot presenting the objects Elz can see.

Choose the correct dot plot.



Elz the Elf girl wants to know the magic word which will grant her the strength to lift 5000 times her own weight.

She has to present the data of the objects surrounding her in a dot plot in order to reveal the magic word using the key her grandmother gave her. She can see eight boulders, four torches, three statues, five skulls, one tree, and three steps.





Hints for solving these problems

1
of 6

Find the right dot plot presenting the objects Elz can see.

Hint #1

The symbols below the horizontal line from left to the right are: boulders, torches, statues, skulls, trees, and steps.

Hint #2

Check the frequency each time.

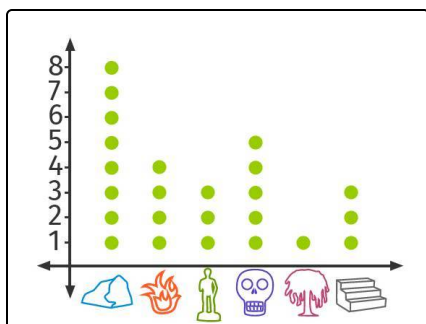


Answers and detailed answer explanations for these problems

1
of 6

Find the right dot plot presenting the objects Elz can see.

Answer key: B



Here you see the right dot plot.

To show data in a dot plot, we first draw a horizontal line and label it, for example by using pictures.

Next, we add the number of dots corresponding to the given frequencies from left to right:

- 8 boulders
- 4 torches

- 3 statues
- 5 skulls
- 1 tree
- 3 steps