


Worksheets to print out from [sofatutor.com](https://www.sofatutor.com)

# Understanding the Relationship between Circles and the number Pi



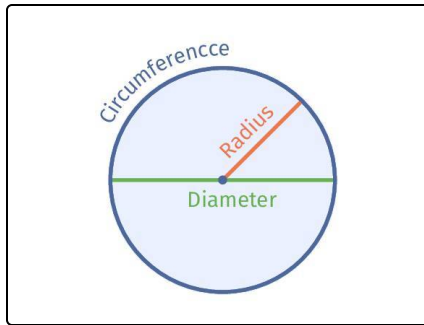
- 1 Identify the ratio of Pi.
- 2 Identify measurements of a circle.
- 3 Understand the value of Pi.
- 4 Determine the ratio equivalent to the value of Pi.
- 5 Using a formula to find the circumference of a circle.
- 6 Determine the circumference of a circle.
- + with many hints, answer keys, and solution approaches for all tasks



The complete package, including all tasks, hints, solutions, and solution approaches, is available to all subscribers of [sofatutor.com](https://www.sofatutor.com)

## Identify the ratio of Pi.

Choose the correct answer.



What ratio is used to prove the value of  $\pi$ ?

**A**

$$\pi = \frac{r}{d}$$

**B**

$$\pi = \frac{d}{C}$$

**C**

$$\pi = \frac{C}{r}$$

**D**

$$\pi = \frac{C}{d}$$

## Our hints for the tasks

1  
from 6

### Identify the ratio of Pi.

#### 1. Hint

$C$  = circumference

$d$  = diameter

$r$  = radius

---

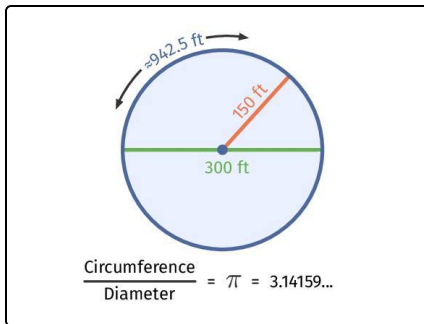
#### 2. Hint

Ratios must be written in a specific order in order for them to be accurate.

The ratio  $\frac{1}{2}$  has a different value than  $\frac{2}{1}$ .

---

#### 3. Hint



The measurements of a circle are depicted here, as well as the ratio of Pi.

---

## Solutions and solution approaches for the tasks

1  
from 6

### Identify the ratio of Pi.

**Answer key:** D

The ratio for Pi is  $\pi = \frac{C}{d}$ .

If the **circumference** is divided by the **diameter** the value is always approximately 3.14.